

no.

date

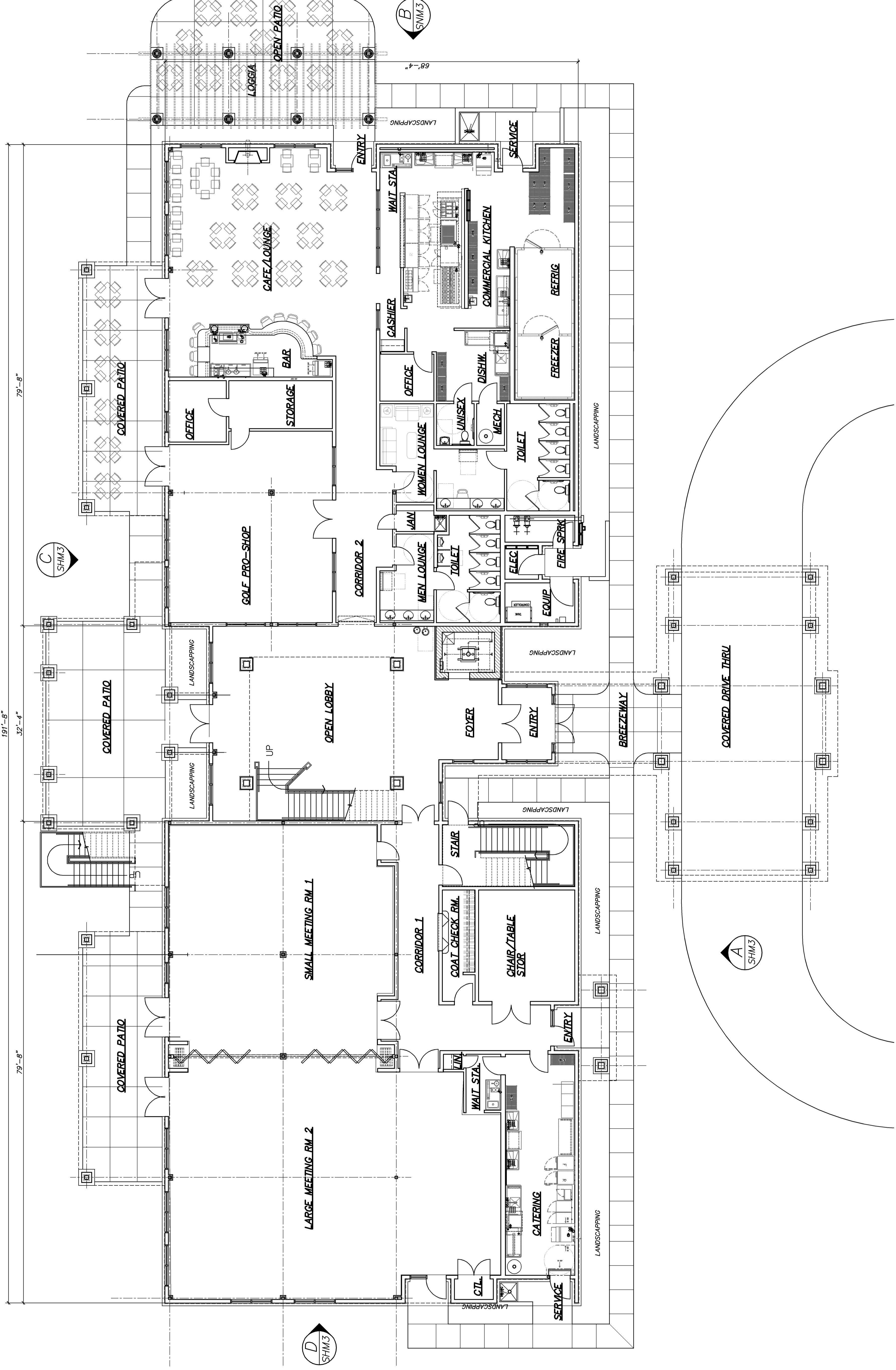
revision

A 1/12/09

CONCEPTUAL DESIGNS-PROGRESS REVIEW FOR POA

B 4/27/09

REVISED CONCEPTUAL DESIGNS-PROGRESS REVIEW FOR POA


**PROPOSED GENERAL ARRANGEMENT  
SCHEMATIC FIRST FLOOR PLAN**

1/8" = 1'-0"


PROPOSED BUILDING LAYOUT: TOTAL GROSS (EXTERIOR TO EXTERIOR BUILDING LINES)  
EST. AREA SQUARE FOOTAGE: = 12,356 sq.ft.  
(CLASSIFIED GROUP TYPE OCCUPANCY "ASSEMBLY")

NET ASSIGNABLE AREA (CONDITIONED AND UN-CONDITIONED) SPACES: = 11,795 sq.ft.  
AREA (ESTIMATED) FROM EXTERIOR BUILDING WALLS INTERIOR FINISHED FACE TO INTERIOR FINISHED FACE

Proposed Residential Community Center for  
**Lockwood Folly Country Club, POA**  
SCHEMATIC FIRST FLOOR PLAN  
18 CLUBHOUSE DRIVE  
VARNANTOWN, NORTH CAROLINA



**Design Elements**  
Michael L. Saied, Jr., AIA, AIBD  
1213 Colburn Drive, Suite 142  
Wilmington, North Carolina 28405  
910.509.3118



**TMC**  
TAYLOR CONSTRUCTION, INC.  
1406 CASTLE HANE RD.  
WILMINGTON, NC  
910.251.1181

DATE: 7 JAN 09  
JOB NO.: TMC/LOC/07/09  
DRAWN BY: MSAEED  
CHECKED BY: MSAEED  
DRAWING NO.:  
REVISION NO.: B



COPYRIGHT: DESIGN ELEMENTS 2009 THIS DRAWING AND THE DESIGNS SHOWN ARE THE PROPERTY OF MICHAEL L. SAIED, ARCHITECT & DESIGN ELEMENT INC. THE REPRODUCTION, COPYING, OR OTHER USE OF THIS DRAWING WITHOUT THE WRITTEN PERMISSION IS PROHIBITED AND PENALTY WILL BE SUBJECT TO LEGAL ACTION. THIS SHEET SHOWS BASIC DRAFTING STANDARDS